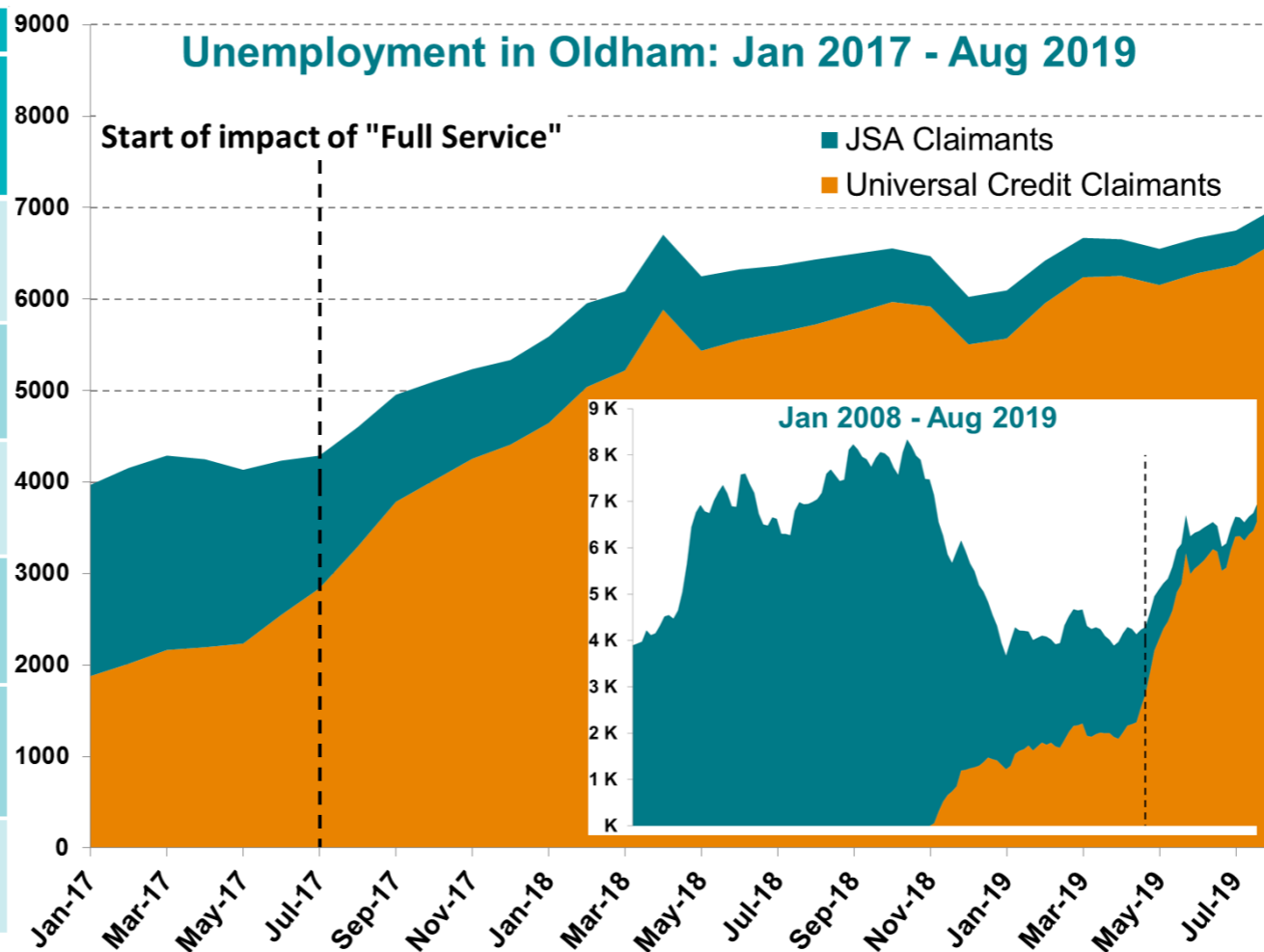
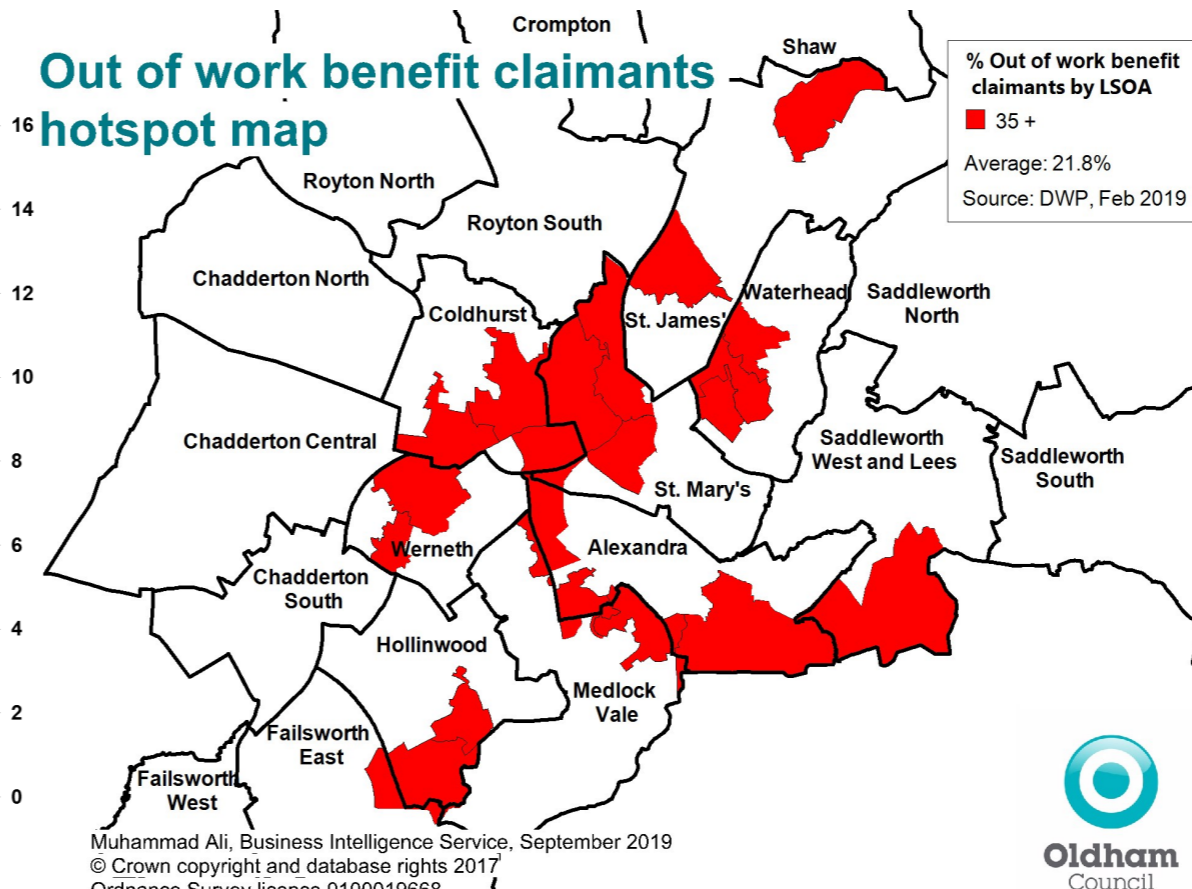
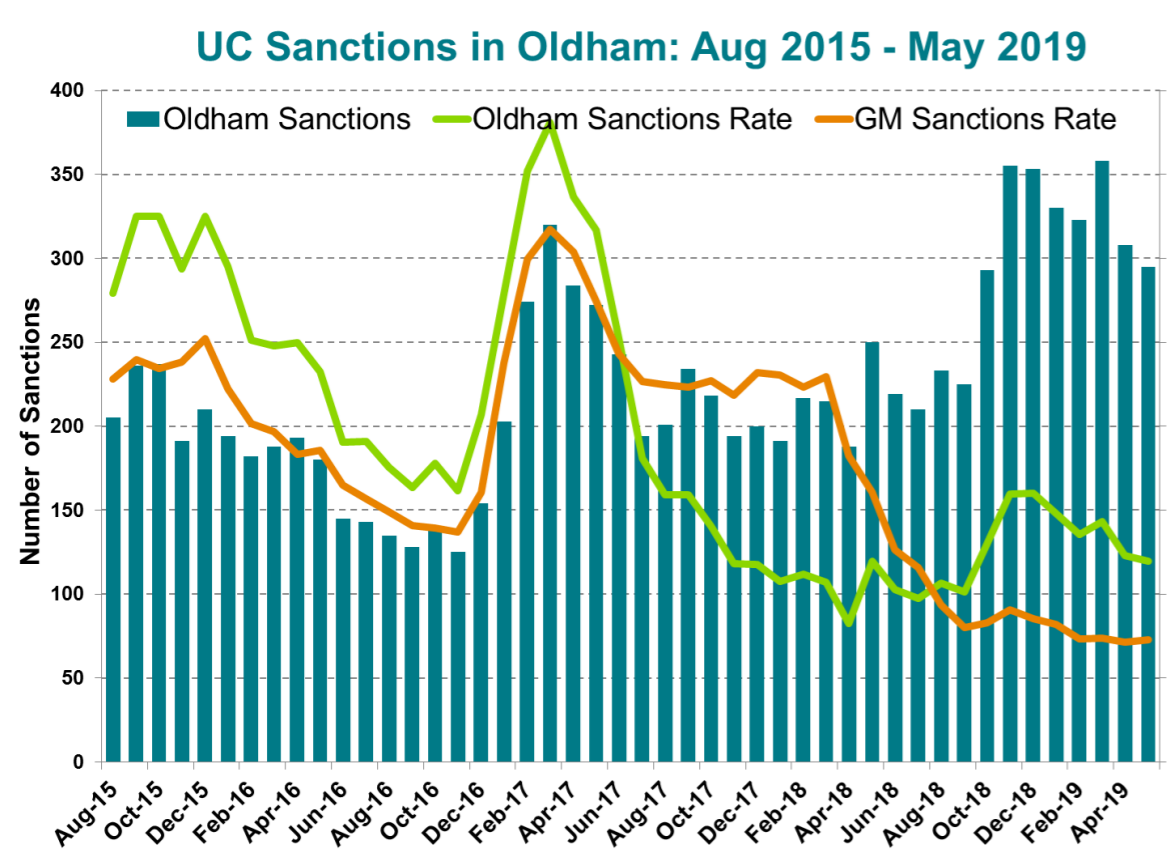


Welfare Reform Dashboard – November 2019 Council

Benefit claimants (aged 16-64) - Source: DWP				
	Number of claimants	%	Trend from May 17	Date
Job Seekers Allowance (JSA)	375	0.3%		Aug-19
Universal Credit (UC)	17,673	12.2%		Aug-19
UC (Out of Work)	6,607	4.6%		Aug-19
Employment Support Allowance (ESA)	8,931	11.9%		Feb-19
Number of families impacted by Benefit Cap	212	n/a		May-19
Employment Rate	97,100	68.1%		Mar-19



The proportion of residents in receipt of out of work benefits has been increasing in Oldham, most likely because of the implementation of UC Full-Service in April 2017. ESA has fallen further since the last Welfare Reform report, which is most likely caused by claimants claiming UC either through migration or making a claim for the first time.



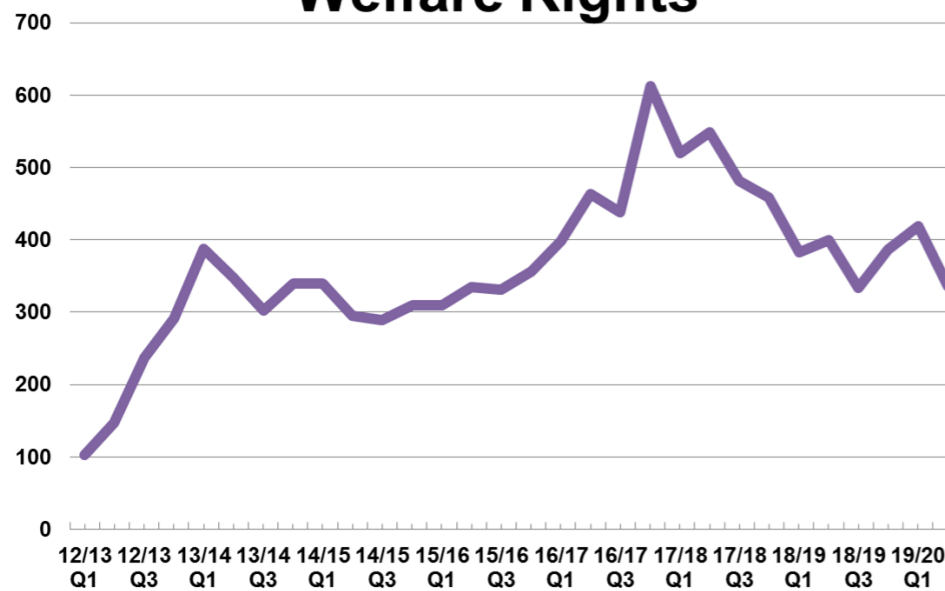
Since the introduction of tougher benefit conditions, claimants have been more readily sanctioned. Oldham saw a record number of individuals sanctioned in March 2019, passing the 350 mark again. Since then Oldham's sanction numbers have decreased but only slightly. The Oldham sanctions rate is much higher than the GM and national sanction rate. The central areas of Oldham have a higher rate of individuals in receipt of out of work benefits.

Muhammad Ali, Business Intelligence Service, September 2019
 © Crown copyright and database rights 2017
 Ordnance Survey licence 0100019668

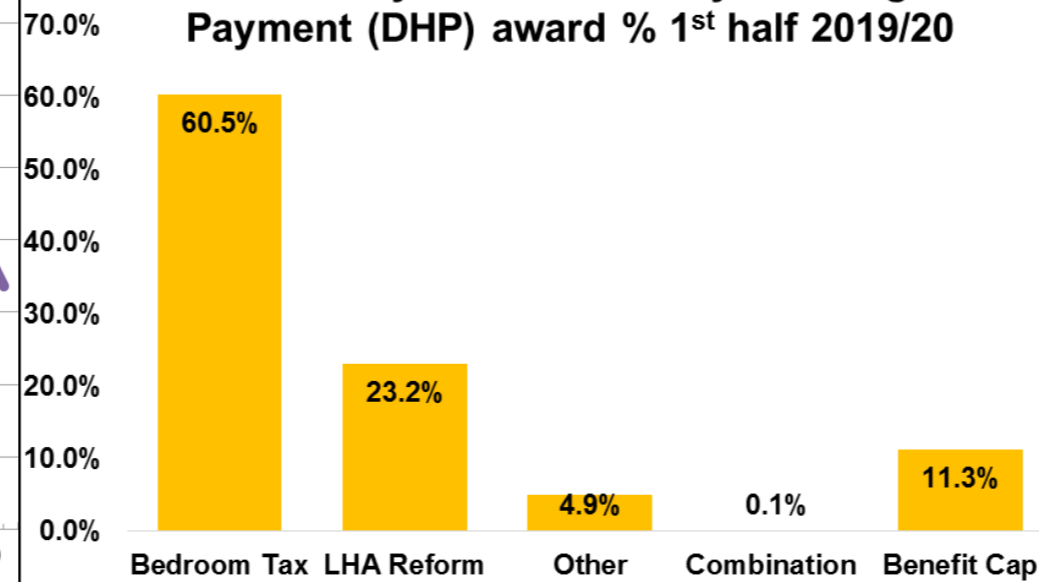


Access to advice and support

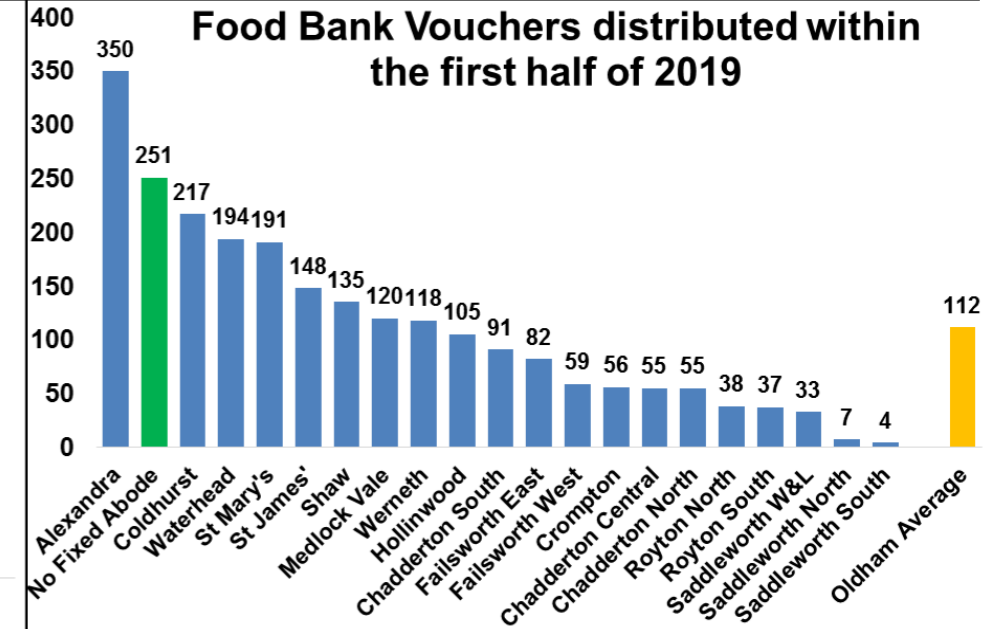
Welfare Rights



Summary of Discretionary Housing Payment (DHP) award % 1st half 2019/20



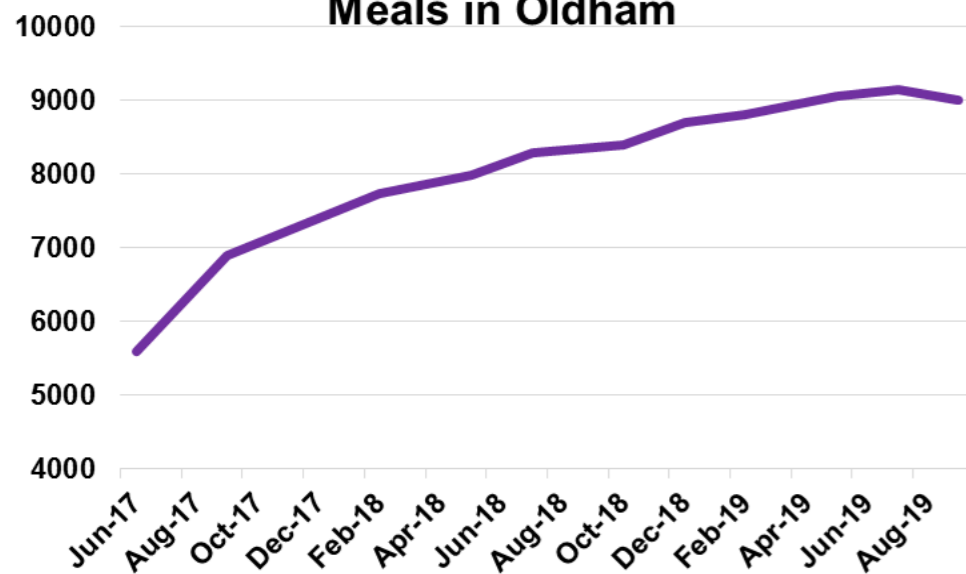
Food Bank Vouchers distributed within the first half of 2019



The Welfare Rights team saw steady increases in enquiries over time, until a sudden increase with the introduction of UC Full Service in Oldham. Levels have since fallen, as would be expected during the first year of implementation but has decreased over the last 2 quarters in 2019/20. The 2019/20 DHP budget for Oldham is £638,046. This DWP funding is made available to the Council to prevent homelessness and safeguard residents in their home. This funding also supports residents affected by welfare reform changes such as size criteria (Bedroom Tax). There were 2,346 requests to Oldham foodbank from residents for food vouchers in the first half of 2019/20. The allocation varies greatly by ward, with the highest numbers of food vouchers allocated to residents in the most deprived wards.

Free School Meals

Number of Children on Free School Meals in Oldham

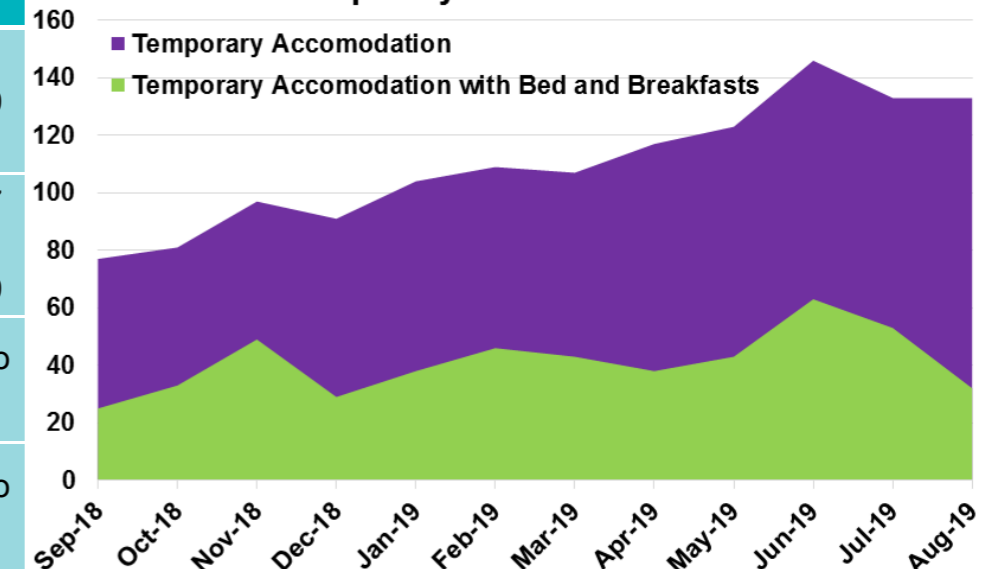


Over the past 2 years the number of children receiving a free school meal has been on the rise. This represents a 61.2% increase in the number of children receiving free school meals from June 2017 to September 2019.

Homelessness

Indicator	Value	Trend	Date
Annual Temporary Accommodation Costs	£992,490	↑	2018/19
Annual Temporary Accommodation Costs % change	147% (£401,647)	↑	2016/17 to 2018/19
Statutory Homelessness Prevented	38	↓	Apr-19 to Aug-19
Non-Statutory Homelessness Prevented	403	↑	Apr-19 to Aug-19

Number of Homeless Households in Temporary Accommodation



From September 2018, the number of homeless households requiring temporary accommodation has increased by 72.7%, from 77 to 133. The annual cost associated with facilitating temporary accommodation for the homeless has increased significantly over the past 2 years. The costs have increased by £590,843 (147%) in the span of 2 years, from £401,647 in 2016/17 to £992,490 in 2018/19.